



# *virtual* *PayrollAssistant*

Release Notes - EOY 2026

March 2026

IRIS. Look forward

## Contents

Important Information.....	2
Before Installing this Update.....	2
myePayWindow and OKTA.....	2
vPA Technical Changes.....	4
HMRC Notifications - Microsoft WSE 2.0 SP3 .....	4
vPA Update .....	5
Schedule installation of the update .....	6
vPA Statutory Changes.....	8
Bank Holidays .....	8
Tax Bands .....	8
National Insurance Letters .....	9
National Insurance Bands and Contributions.....	9
Automated steps .....	12
vPA Website.....	13
All step checks .....	13
New Group Wizard.....	13
Editing Groups.....	13
Fixes .....	14
Client Approval step .....	14

## Important Information

This update of vPA requires:

- IRIS Payroll Professional 2026 EOY Update or later installed.
- All payroll data files for clients attached to active Groups in vPA to be opened in IRIS Payroll Professional 2026 EOY Update, to ensure they are updated to the latest structure.

### Before Installing this Update

In the previous release of vPA it was updated to .Net Core 8, you need to install the following prerequisite before installing this update on the Server that vPA is installed:

- Microsoft .Net Core 8 Hosting (dotnet-hosting-8.0.24-win.exe) <https://dotnet.microsoft.com/en-us/download/dotnet/8.0>

This installation can be obtained from Microsoft's website:

Run apps - Runtime ⓘ

## ASP.NET Core Runtime 8.0.24

The ASP.NET Core Runtime enables you to run existing web/server applications. **On Windows, we recommend installing the Hosting Bundle, which includes the .NET Runtime and IIS support.**

### IIS runtime support (ASP.NET Core Module v2)

18.0.26022.24

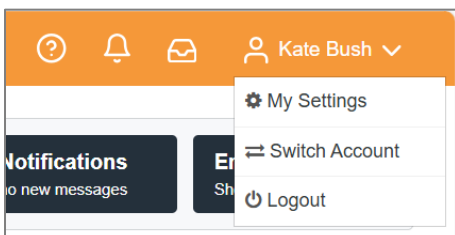
OS	Installers	Binaries
Linux	<a href="#">Package manager instructions</a>	<a href="#">Arm32</a>   <a href="#">Arm32 Alpine</a>   <a href="#">Arm64</a>   <a href="#">Arm64 Alpine</a>   <a href="#">x64</a>   <a href="#">x64 Alpine</a>
macOS		<a href="#">Arm64</a>   <a href="#">x64</a>
Windows	<a href="#">x64</a>   <a href="#">x86</a>   <a href="#">Arm64</a>   <a href="#">Hosting Bundle</a>   <a href="#">winget instructions</a>	<a href="#">x64</a>   <a href="#">x86</a>   <a href="#">Arm64</a>

### myePayWindow and OKTA

vPA website and vPA task list in IPP currently use the myePayWindow login details, however, if your Bureau has been migrated to OKTA for myePayWindow and you have changed your login details for myePayWindow, the vPA login details will remain as those before migrating to OKTA.

If you forget your password for vPA, want to change your password, or have set up a new vPA user in myePayWindow, then within myePayWindow you will need to enter your vPA login details:

Once logged into myePayWindow click on your name in the top right corner and select **My Settings**:

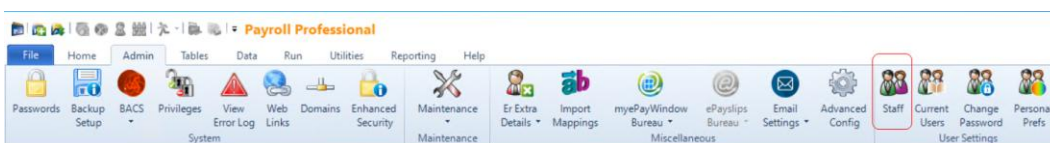


Under the **My Settings** page select **My Account** and **Alter vPA credentials**:

Enter the login details you require for the vPA website and IPP vPA Task List, the Username must be unique:

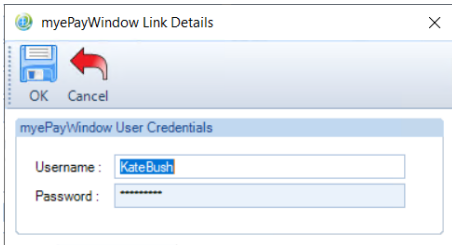
Click on **Update Credentials** to save the vPA login details.

Now you need to update the vPA login details in IPP to be able to access the vPA Task List. Whilst in IPP go to **Admin\Staff**:



Then **Edit** the Staff record:

Click on **myePayWindow Link Details**:



Enter the vPA login details that you set up in myePayWindow under Alter vPA credentials, then select **OK** to save. This will not impact myePayWindow, these settings are only used for vPA.

## vPA Technical Changes

### HMRC Notifications - Microsoft WSE 2.0 SP3

In this release vPA has been updated to use standard https technology which is part of the Microsoft .Net Framework for the automated step called **DPS Check**, instead of Microsoft WSE 2.0 SP3.

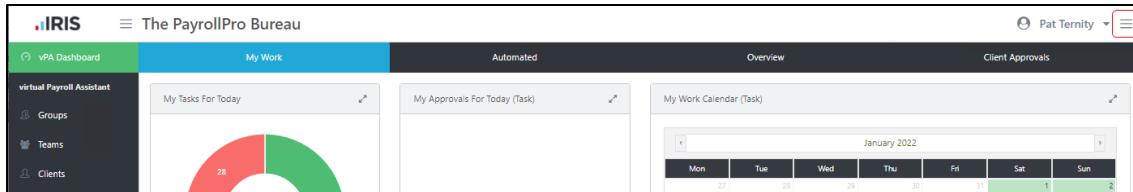
## vPA Update

vPA will automatically check for updates every Tuesday at 10am.

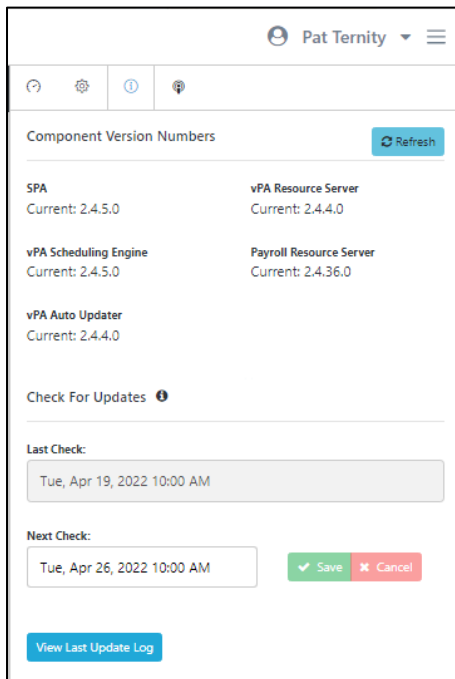
**Important: For the EOY 2026 update you will need to perform the following update steps twice, check for an update, install the update and ensure successful, then check for a further update and install the update.**

If you want to check for the update earlier, a user with the role Payroll Department Admin can schedule to check for an update now or at a specific date and time.

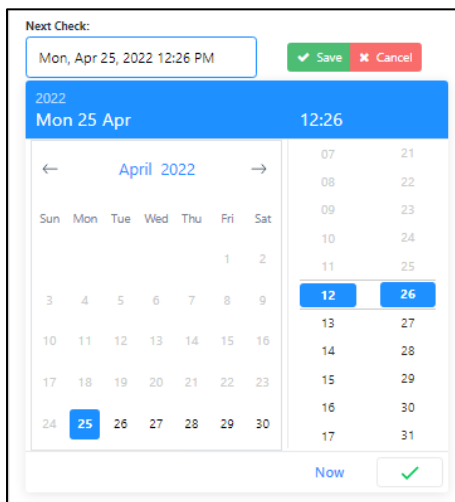
Whilst in vPA website click on the burger icon in the top right-hand corner of the page:



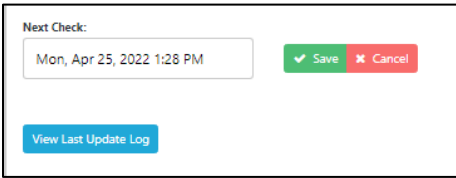
Then select the information icon, which will then show the page with the versions:



Click on the date and time shown within the **Next Check** box:



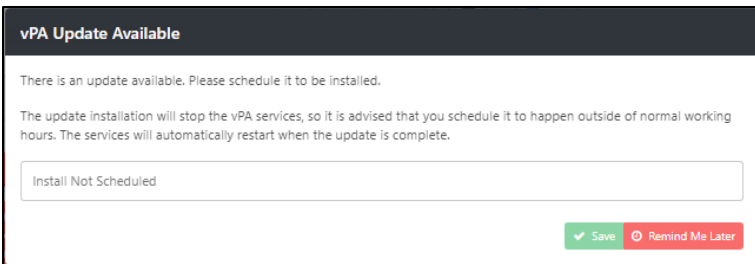
Click on **Now** or select a specific date and time, once selected click **Save**:



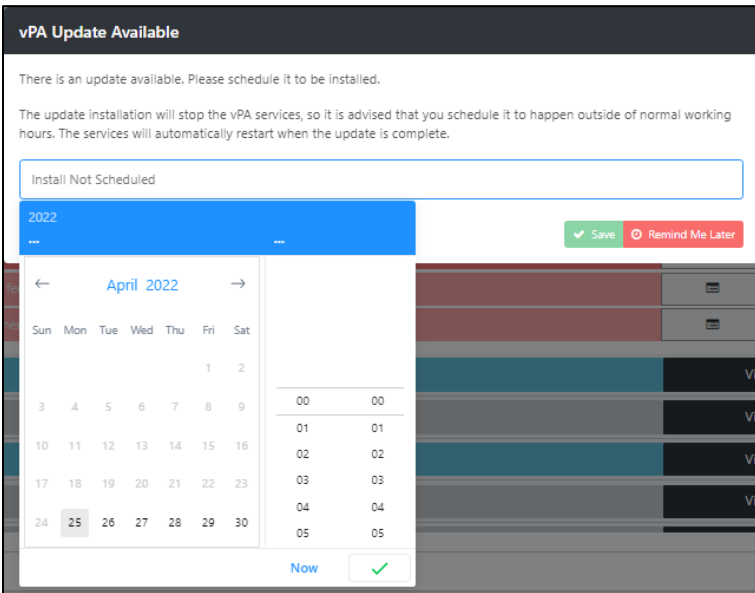
vPA will check for any available updates at the date and time specified.

### Schedule installation of the update

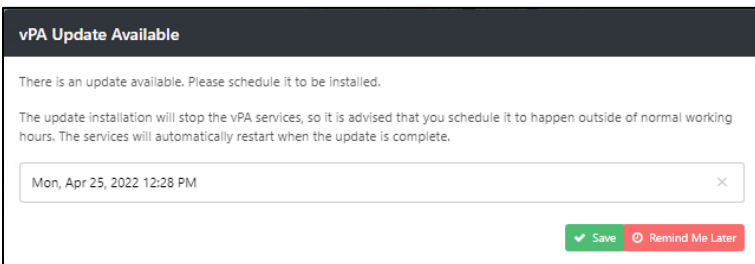
When a user with the role Payroll Department Admin logs into the vPA website, and an update is available, the user will be shown the following message informing them an update is available. This message includes the ability to schedule the update:



Click in the box **Install Not Scheduled**, you will then be shown a calendar to select **Now** or a specified date and time:



Once you have selected the date and time, click **Save**:



Once a Payroll Department Admin has scheduled the installation of the update, vPA will then install the update automatically at the specified date and time.

After the update is installed, when users log into the vPA website, if required, the user will be prompted to refresh the page by selecting F5.

## vPA Statutory Changes

### Bank Holidays

These have been updated to include up to and including 2027.

### Tax Bands

#### UK Rates

Rate	Bandwidth
20%	1 – 37,700
40%	37,701 – 125,140
45%	Over 125,140

#### Scottish Rates

Rate	Bandwidths
19%	1 – 3,967
20%	3,968 – 16,956
21%	16,957 – 31,092
42%	31,093 – 62,430
45%	62,431 – 125,140
48%	Over 125,140

#### Welsh Rates

Rate	Bandwidths
20%	1 – 37,700
40%	37,701 – 125,140
45%	Over 125,140

## National Insurance Letters

Standard	Freeport	Investment Zone	Mariner	Description
A	F	N	R	Age 21 to under state pension age
B	I	E	T	Reduced, females only, age 21 to under state pension age
C	S	K	W	Over state pension age
H			G	Apprentice, age 16 to under 25
J	L	D	Q	Deferment, age 21 to under state pension age
M			Y	Age 16 to under 21
V				Veteran, within 12 months of their first civilian employment date, age 21 to under state pension age
X				No NI
Z			P	Deferment, age 16 to under 21

## National Insurance Bands and Contributions

Bands	Weekly	Monthly	Yearly
To SET	96	417	5000
To LEL	129	559	6708
To PET	242	1048	12570
To FUST	481	2083	25000
To UST	967	4189	50270
To AUST	967	4189	50270
To VUST	967	4189	50270
To UEL	967	4189	50270

Employee NI % Rates									
NI Letter	To SET	To LEL	To PET	To FUST\ IZUST	To UST	To AUST	To VUST	To UEL	Above UEL
A	0	0	0	8	8	8	8	8	2
B	0	0	0	1.85	1.85	1.85	1.85	1.85	2
C	0	0	0	0	0	0	0	0	0
D	0	0	0	2	2	2	2	2	2
E	0	0	0	1.85	1.85	1.85	1.85	1.85	2
F	0	0	0	8	8	8	8	8	2
G	0	0	0	8	8	8	8	8	2
H	0	0	0	8	8	8	8	8	2
I	0	0	0	1.85	1.85	1.85	1.85	1.85	2
J	0	0	0	2	2	2	2	2	2
K	0	0	0	0	0	0	0	0	0
L	0	0	0	2	2	2	2	2	2
M	0	0	0	8	8	8	8	8	2
N	0	0	0	8	8	8	8	8	2
P	0	0	0	2	2	2	2	2	2
Q	0	0	0	2	2	2	2	2	2
R	0	0	0	8	8	8	8	8	2
S	0	0	0	0	0	0	0	0	0
T	0	0	0	1.85	1.85	1.85	1.85	1.85	2
V	0	0	0	8	8	8	8	8	2
W	0	0	0	0	0	0	0	0	0
X	0	0	0	0	0	0	0	0	0
Y	0	0	0	8	8	8	8	8	2
Z	0	0	0	2	2	2	2	2	2

Employer NI % Rates									
NI Letter	To SET	To LEL	To PET	To FUST\ IZUST	To UST	To AUST	To VUST	To UEL	Above UEL
A	0	0	15	15	15	15	15	15	15
B	0	0	15	15	15	15	15	15	15
C	0	0	15	15	15	15	15	15	15
D	0	0	0	0	15	15	15	15	15
E	0	0	0	0	15	15	15	15	15
F	0	0	0	0	15	15	15	15	15
G	0	0	0	0	0	0	14.5	14.5	14.5
H	0	0	0	0	0	0	15	15	15
I	0	0	0	0	15	15	15	15	15
J	0	0	15	15	15	15	15	15	15
K	0	0	0	0	15	15	15	15	15
L	0	0	0	0	15	15	15	15	15
M	0	0	0	0	0	15	15	15	15
N	0	0	0	0	15	15	15	15	15
P	0	0	0	0	0	14.5	14.5	14.5	14.5
Q	0	0	14.5	14.5	14.5	14.5	14.5	14.5	14.5
R	0	0	14.5	14.5	14.5	14.5	14.5	14.5	14.5
S	0	0	0	0	15	15	15	15	15
T	0	0	14.5	14.5	14.5	14.5	14.5	14.5	14.5
V	0	0	0	0	0	0	0	15	15
W	0	0	14.5	14.5	14.5	14.5	14.5	14.5	14.5
X	0	0	0	0	0	0	0	0	0
Y	0	0	0	0	0	14.5	14.5	14.5	14.5
Z	0	0	0	0	0	15	15	15	15

## Automated steps

### Calculate

From tax year 2026/27, unsupported elements include Statutory Parental Bereavement Pay (NIRE) and Student Loan Plan type 5.

### Create FPS

There is a new schema in place for tax year 2026/27.

There are several new fields to be included in the submission for Statutory Parental Bereavement Pay (NIRE):

- Statutory Parental Bereavement Pay NIRE YTD – minimum 0, maximum 999,999.99
- Miscarriage NIRE
- Employee Workplace Postcode NIRE – must be completed when reporting SPBP(NIRE) and must be a valid Northern Ireland postcode

Unsupported elements include Statutory Parental Bereavement Pay (NIRE).

### Close Period

Unsupported elements include Statutory Parental Bereavement Pay (NIRE).

## vPA Website

### All step checks

#### Payroll data file

Minimum version number check for payroll data file has been updated to ensure it has been opened in IPP 2026 EOY, to implement all structural changes for statutory changes.

If the payroll data file has not been opened in IPP 2026 EOY the step(s) will fail.

Open the payroll data file in IPP 2026 EOY, then in vPA re-run the failed step.

#### New Group Wizard

When adding clients via the New Group Wizard, for each selected client a minimum version check is performed to ensure the payroll data file has been opened in IPP 2026 EOY.

If any of the selected clients have not been opened in IPP 2026 EOY, the New group is not created and a message is displayed showing the list of clients that need to be updated.

Open the affected client(s) in IPP 2026 EOY, then create the New Group in vPA.

### Editing Groups

#### Clients

When adding clients to an existing group, for each selected client a minimum version check is performed to ensure the payroll data file has been opened in IPP 2026 EOY.

If any of the selected clients have not been opened in IPP 2026 EOY, none of them are added to the group and a message is displayed showing the list of clients that need to be updated.

Open the affected client(s) in IPP 2026 EOY, then in vPA add the clients to the existing group.

#### myePayWindow

When checking whether a client has been connected to myePayWindow via Group\Edit\Clients and selecting Refresh next to Connected to myePayWindow, a minimum version check is performed to ensure the payroll data file has been opened in IPP 2026 EOY.

If the client has not been opened in IPP 2026 EOY, a message is displayed that the payroll data file needs to be updated.

Open the client payroll data file in IPP 2026 EOY, then in vPA you will be able to select the Refresh button for Connected to myePayWindow.

## Fixes

### Client Approval step

When the Client approval step was signed off via the myePayWindow website, and vPA automatically checked for the client approval status rather than using the check option via the vPA website, the user who signed off the approval step and Note were not being displayed in vPA under Approval Details.

## Useful numbers

HMRC online service helpdesk	HMRC employer helpline
Tel: 0300 200 3600	Tel: 0300 200 3200
Fax: 0844 366 7828	Tel: 0300 200 3211 (new business)
Email: helpdesk@ir-efile.gov.uk	

## Contact Sales (including stationery sales)

For IRIS Payrolls	For Earnie Payrolls	For IRIS Payroll Professional
Tel: 0344 815 5656	Tel: 0344 815 5676	Tel: 0345 057 3708
Email: sales@iris.co.uk	Email: earniesales@iris.co.uk	Email: payrollsales@iris.co.uk

## Contact Support

Your Product	Phone	E-mail
IRIS PAYE-Master	0344 815 5661	payroll@iris.co.uk
IRIS Payroll Business	0344 815 5661	ipsupport@iris.co.uk
IRIS Bureau Payroll	0344 815 5661	ipsupport@iris.co.uk
IRIS GP Payroll	0344 815 5681	gpsupport@iris.co.uk
IRIS GP Accounts	0344 815 5681	gpaccsupport@iris.co.uk
Earnie or Earnie IQ	0344 815 5671	earniesupport@iris.co.uk
IRIS Payroll Professional (formerly Star)	0344 815 5555	payroll-support@iris.co.uk

IRIS is a trademark.

© IRIS Software Group Ltd.

All rights reserved.

IRIS. Look forward